

VENTS Modern Auto Series



Exhaust axial decorative fans with automatic louvre shutters with air capacity up to 345 m³/h

Applications

- Continuous or periodic exhaust ventilation of bathroom, showers, kitchens and other utility spaces.
- Ventilation shaft mounting or duct connection.
- Low to medium air flow motion for short distances at low air resistance.
- Compatible with 100, 125 and 150 mm air ducts.



Fan off - louver shutters CLOSED



Fan on - louver shutters OPEN

Design

- Modern design and aesthetic look.
- The casing and the impeller are made of high-quality durable ABS plastic, UV resistant.
- Front panel is made of white or black organic glass.
- The fan and motor are specially designed for silent operation.
- The impeller design enhances the fan efficiency and prolongs the motor service life.
- Protection rating IP 24

Motor

- Reliable motor with low energy demand
- Designed for continuous operation and requires no maintenance.
- Equipped with overheating protection.

Modifications and options



Modern Auto L - the motor is equipped with ball bearings for long service life (appr. 40 thousand hours) and fan mounting at any angle. The bearings are maintenance-free and contain enough grease for the entire operating period.



Modern Auto turbo - high-powered motor.



Modern Auto press - 5-blade low-noise impeller with improved aerodynamics for higher fan capacity.



Modern Auto 12 - equipped with a reliable low-voltage motor, 12 V.



Modern Auto T - equipped with a turn-off delay timer adjustable from 2 to 30 minutes.



Modern Auto TH - equipped with a turn-off delay timer adjustable from 2 to 30 minutes and a humidity sensor adjustable from 60% to 90%.



Modern Auto V - equipped with a pull cord switch.



Modern Auto VT - equipped with a pull cord switch and a turn-off delay timer adjustable from 2 to 30 minutes.



Modern Auto VTH - equipped with a pull cord switch, turn-off delay timer adjustable from 2 to 30 minutes and a humidity sensor adjustable from 60% to 90%.

Control

Manual:

- The fan is controlled with a room light switch (not included into delivery set).
- The fan is controlled with a built-in pull cord switch "V". This option is not applicable for ceiling mounting.
- Speed control with a thyristor speed controller, refer Electric accessories. Several fans may be connected to one controller.

Automatic:

- Speed control with a an electronic control unit **BU-1-60**, refer Electric accessories. The control unit is available upon separate order.
- Fan control with a turn-off delay timer "T" that enables fan running from 2 to 30 minutes after turning the fan off.
- Fan control with a humidity sensor and turn-off delay timer "TH" that enables fan switching on and running until the indoor humidity drops below the set point adjustable from 60% to 90% and subsequent fan running within the set time before turning off.

Mounting features

- The fan is mounted directly into the ventilation shaft.
- Flexible duct connection is recommended in case of the remote ventilation shaft location. The air duct is connected to the fan exhaust flange through a clamp.
- Fixing with screws.
- Suitable for ceiling mounting.
- The step-down transformer (TRF 220/12-25) enables connection of a low-voltage fan 12 V / 50 Hz to 220 V / 50 Hz power mains. Available upon separate order.

Accessories

Air ducts



Grilles and hoods



Back valves



Speed controllers



Control unit



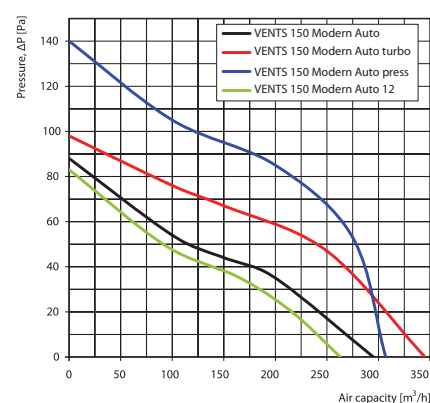
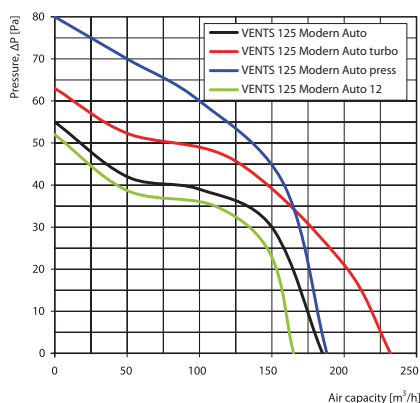
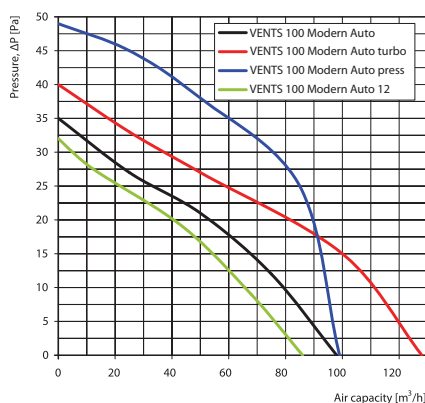
Transformer



Clamps



Aerodynamic characteristics



Technical data

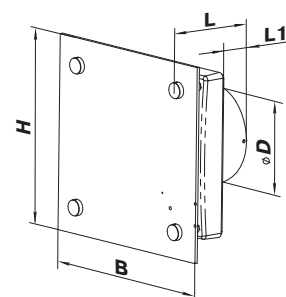
Model	Voltage [V] at 50 Hz	Power Consumption [W]	Current [A]	RPM [min ⁻¹]	Maximum air capacity [m³/h]	Sound Pressure Level at 3m [dB(A)]	Weight [kg]
VENTS 100 Modern Auto	220-240	18	0,085	2300	98	34	0,85
VENTS 125 Modern Auto	220-240	22	0,1	2400	185	35	1,00
VENTS 150 Modern Auto	220-240	26	0,13	2400	295	39	1,31
VENTS 100 Modern Auto turbo	220-240	20	0,1	2300	128	37	0,90
VENTS 125 Modern Auto turbo	220-240	30	0,13	2400	232	37	1,06
VENTS 150 Modern Auto turbo	220-240	32	0,13	2400	345	41	1,28
VENTS 100 Modern Auto press	220-240	20	0,1	2300	99	37	0,85
VENTS 125 Modern Auto press	220-240	30	0,13	2400	188	39	1,00
VENTS 150 Modern Auto press	220-240	32	0,14	2400	307	41	1,31
VENTS 100 Modern Auto 12	12	18	1,5	2200	86	33	0,84
VENTS 125 Modern Auto 12	12	22	1,7	2300	165	34	0,99
VENTS 150 Modern Auto 12	12	24	2	2300	263	38	1,29

Mounting examples



Overall dimensions

Model	Dimensions [mm]				
	Ø D	B	H	L	L1
VENTS 100 Modern Auto	99,5	196	196	117	60
VENTS 125 Modern Auto	125	220	220	124	65
VENTS 150 Modern Auto	150	242	242	139	81



Certificates



The fans meet the applicable safety and electromagnetic compatibility standards.