

WEEE Number: 80133970

**INSTALLATION INSTRUCTION**  
LED SPORTS LIGHT



**5** - YEAR - WARRANTY  
\*Suitable for 10-12 hours daily usage of the product for 24 hours a day  
would void warranty

LED provided by  
**SAMSUNG**

USING  
**MW**  
MEAN WELL  
POWER SUPPLY



**INTRODUCTION & WARRANTY**

Thank you for selecting and buying V-TAC LED product. V-TAC will serve you the best. Please read these instructions carefully before starting the installing and keep this manual handy for future reference. If you have any other query, please contact our dealer or local vendor from whom you have purchased the product. They are trained and ready to serve you at the best.

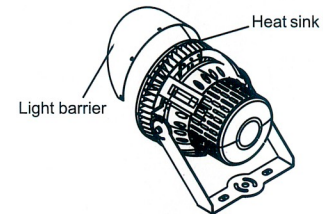
The warranty is valid for 5 years from the date of purchase. The warranty does not apply to damage caused by incorrect installation or abnormal wear and tear. The company gives no warranty against damage to any surface due to incorrect removal and installation of the product. The products are suitable for 10-12 Hours Daily operation. Usage of product for 24 Hours a day would void the warranty. This product is warranted for manufacturing defects only.

**TECHNICAL SPECIFICATION**

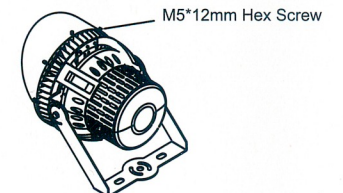
MODEL NO	WATTS	BEAM ANGLE	LUMENS	INPUT VOLTAGE	COLOR TEMP.	LIFE HOURS	On/Off Time	CRI	DIMENSION	IP Rating
VT-500D	500W	45°	67500LM	100-277V 50Hz	5000K	50000 Hours	>30000	Ra>80	360X480	IP65

**INSTALLATION INSTRUCTION**

**1.Light barrier installation**

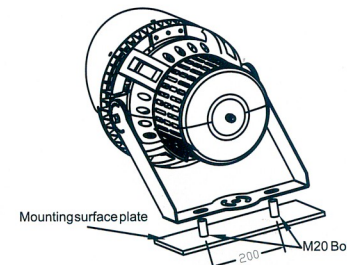


Put the light barrier on the lamp body

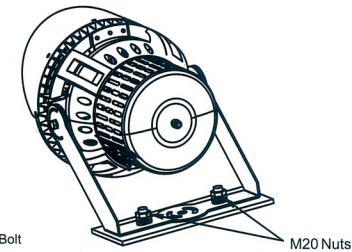


Use 5 pcs of M5\*12MM Hex Screw to lock the light barrier on the lamp body

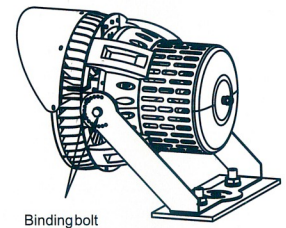
**2.Mounting installation**



1: Fix the M20 bolt at the mountingsurface plate  
2:Fix the rotatable bracket on the M20 bolt



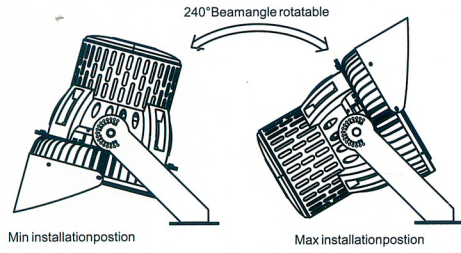
3: Put the plain washer&lock washer in the M20 bolt  
4:Fasten the nut, fix the light on the mountingsurface



5:Adjustthe beam angle  
6:Lockthe binding bolt to fasten the light body



**3. Beam angle adjustable**



**Wiring Diagram**

