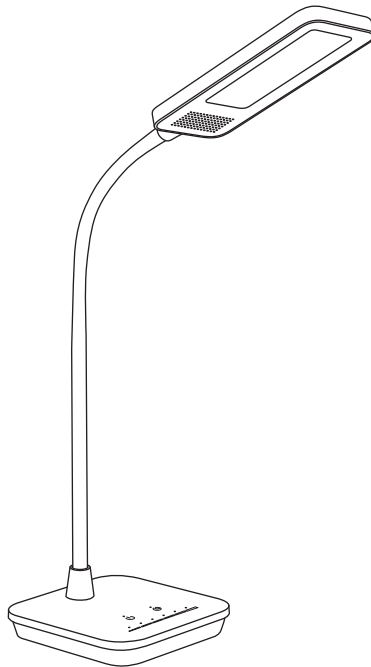


INSTALLATION INSTRUCTION

VT-1007D LED Table Lamp



INTRODUCTION

Thank you for selecting and buying V-TAC LED Table lamps. V-TAC will serve you the best. Please read these instructions carefully before starting the installation and keep this manual handy for future reference. If you have any other query, please contact our dealer or local vendor from whom you have purchased the product. They are trained and ready to serve you at the best.

FEATURES

1. Fashion and flexible design, easy for adjusting and packing.
2. Panel light source, more uniform and soft light.
3. Touch control with six-step brightness.
4. One hour timer, reminding your rest.
5. Turn off the switch when nobody alongside.
6. Only use the transformer provided if it has.
7. High-quality LED chips, long lifespan, no stroboscopic, no dazzle, no radiation, protecting your eyes.



Panel Light



Touch Control



6 Steps Dimming



1 hour timer

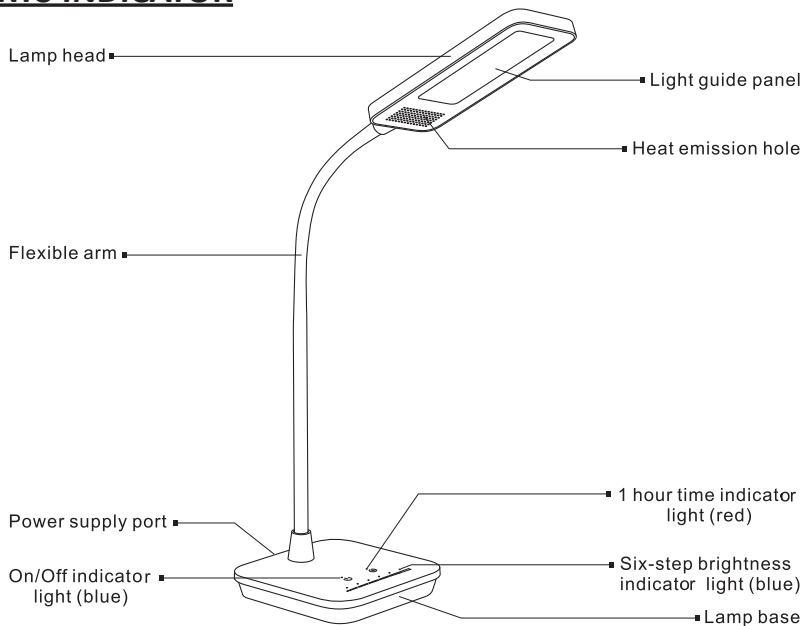


Eye Protection



Anti-radiation

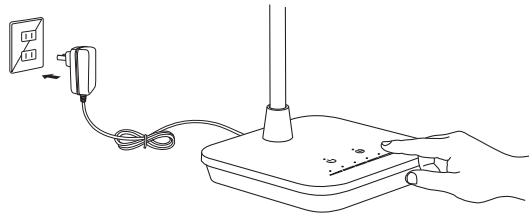
PARTS INDICATOR



SPECIFICATIONS

Item	LED Table Lamp
Power	7W
Voltage	AC100-240V. 50/60Hz
Rating input	DC 12V/0.5A
CCT	5000k
CRI	≥80Ra
Brightness dimming	6 levels
Illuminance	850lux
Material	ABS
Lifespan	20,000H
Beam angle	120°
Equivalent watts	7W(LED lamp)=70W(Incandescent lamp) 7W(LED lamp)=21W(Fluorescent Lamp)
Working temperature	-20°~45°
IP rating	IP 20
Times of ON/OFF cycles	No less than 100,000 times
Time to reach the brightest	3s
Product size	330×130×380mm
N.W.	755g
Accessories	Led table lamp, adapter, user manual, warranty card

USER GUIDE



1. The Green indicator light is on once the table lamp is connected to the power.
2. Tap the button "①" to turn ON or OFF the lamp.
3. By default, the blue light indicator is at the fourth step. You can then adjust the brightness according to your preference. Once the lamp is turned on again, the brightness will be according to your last adjustment.
4. Tap the button "⌚", the red light indicator is enabled to automatically power off the lamp after 1 hour.
5. Tap the button again will disable the automatic power off and the red light indicator.

WARRANTY

- This product is warranty from manufacturing defect only.
- The warranty is valid for 2 years from the date of purchase.
- The warranty does not apply to damage caused by installation or abnormal wear and tear.
- The company gives no warranty against damage to any surface due to incorrect removal and installation of the product.
- Suitable for a Maximum use of 10-20 Hours Daily. Usage of product for 24Hours a day would void the warranty.