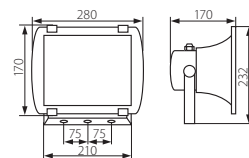
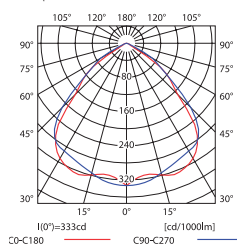




MATMA MTH

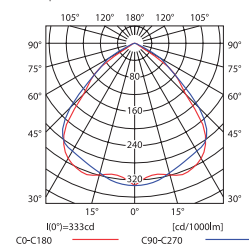


krzywa rozsyłu światłości / curve of intensity distribution  
 $\eta = 76\%$



MATMA MTH-70

krzywa rozsyłu światłości / curve of intensity distribution  
 $\eta = 76\%$



MATMA MTH-150

- obudowa: stop aluminium / odbłyśnik: aluminium / szyba ochronna: szkło hartowane
- casing: aluminum alloy / reflector: aluminum / protective pane: tempered glass

| Kanlux        | Kanlux |                |     | [W] | [A]  | [g] |
|---------------|--------|----------------|-----|-----|------|-----|
| MATMA MTH-70  | 04815  | czarny / black | 70  | 1   | 3520 |     |
| MATMA MTH-150 | 04816  | czarny / black | 150 | 1,8 | 4300 |     |

|           |         |             |             |       |     |         |     |       |        |  |       |    |
|-----------|---------|-------------|-------------|-------|-----|---------|-----|-------|--------|--|-------|----|
|           |         |             |             |       |     |         |     |       |        |  |       |    |
| 220-240V~ | 50/60Hz | VVG BALLAST | METALHALIDE | Rx-7s | 180 | 3 x 2,5 | 1,0 | IP 65 | -20÷35 |  | 1/-/4 | CE |

AKCESORIA / ACCESSORIES

GL-MATMA 70/150 | 72368 | szyba ochronna do opraw MATMA MTH / protective pane for MATMA MTH fittings