

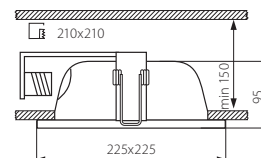
TORNO DLP

Oprawa typu downlight / Downlight fitting



TORNO DLP-226-W

- ▶ obudowa, odbłyśnik: aluminium / wysięgnik: stop metalu żelaznego / klosz: szkło
- ▶ casing, reflector: aluminum / extension arm: die-cast of ferrous metal alloy / lampshade: glass



NEW	Kanlux		
	TORNO DLP-226-W	18680	biały / white

220-240V~	50/60Hz	2 x 26								IP 44				1220 [g]	CE
-----------	---------	--------	--	--	--	--	--	--	--	-------	--	--	--	----------	----

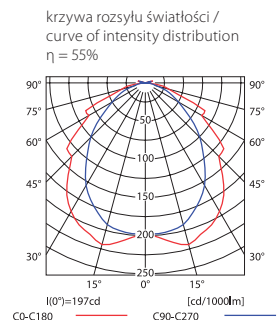
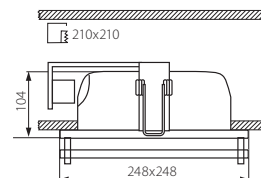
ANDES DLP

Oprawa typu downlight / Downlight fitting



ANDES DLP-300G 226-WH

- ▶ obudowa: stal / kołnierz, odbłyśnik: aluminium / klosz: szkło hartowane
- ▶ casing: steel / flange, reflector: aluminum / lampshade: tempered glass



NEW	Kanlux		
	ANDES DLP-300G 226-WH	04361	biały / white

220-240V~	50/60Hz	2 x max 26								IP 20				2564 [g]	CE
-----------	---------	------------	--	--	--	--	--	--	--	-------	--	--	--	----------	----